

THANK YOU FOR BUYING PLAYWOOD.  
ENJOY YOUR ASSEMBLY KIT AND  
START NEW PROJECTS.



**IT** GRAZIE PER AVER ACQUISTATO I CONNETTORI PLAYWOOD  
**EN** THANK YOU FOR BUYING PLAYWOOD CONNECTORS  
**DE** VIELEN DANK, DASS SIE PLAYWOOD VERBINDUNGSSTÜCKE ERWORBEN HABEN  
**FR** MERCI D'AVOIR ACHETÉ LES CONNECTEURS PLAYWOOD  
**ES** GRACIAS POR COMPRAR LOS CONECTORES DE PLAYWOOD



**x4**



**x4**



**x4**

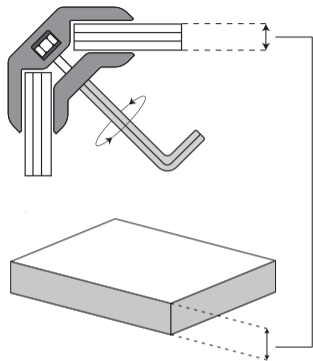


**x4**

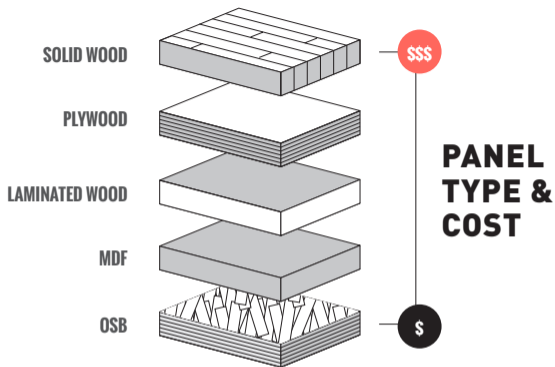


**x1**

**IT** ALL'INTERNO DELLA CONFEZIONE  
**EN** IN THE BOX  
**DE** IM PAPPSCHACHTEL  
**FR** DANS LA BOÎTE  
**ES** DENTRO DE LA CAJA



**PANEL THICKNESS**  
**16~19 mm**



**IT** LO SPESSORE DEI PANNELLI DEVE OBBLIGATORIAMENTE ESSERE UNIFORME E DI MISURA COMPRESA TRA 16 - 19 MM

**EN** PANELS THICKNESS MUST BE UNIFORM AND BETWEEN 16 - 19 MM

**DE** DAS DICKEN DER PLATTEN MUSS EIGENTLICHE UND ZWISCHEN 16-19 MM SEIN

**FR** L'ÉPAISSEUR UNIFORME DES PANNEAUX UTILISÉ ENTRE 16 -19 MM EST OBLIGATOIRE

**ES** EL ESPESOR DE LOS PANELES DEBE SER UNIFORME Y ENTRE 16 - 19 MM



- IT** UTILIZZA SEMPRE LEGNO PROVENIENTE DA FORESTE SOSTENIBILI
- EN** WE SUGGEST YOU TO USE WOOD FROM SUSTAINABLE FORESTS
- DE** EMPFEHLEN WIR IHNEN HOLZ AUS NACHHALTIGEN WÄLDERN ZU VERWENDEN
- FR** ON VOUS SUGGÈRE D'UTILISER DU BOIS PROVENANT DE FORÊTS DURABLES
- ES** SUGERIMOS USAR SIEMPRE MADERA DE BOSQUES SOSTENIBLES

WE CAN INSPIRE YOU  
**FOLLOW THE INSTRUCTIONS  
OR VISIT OUR WEBSITE  
TO TRY NEW DESIGNS**

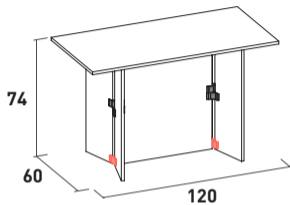


- IT** SCARICA GRATUITAMENTE I NOSTRI DESIGN DAL SITO [WWW.PLAYWOOD.IT](http://WWW.PLAYWOOD.IT)
- EN** DOWNLOAD OUR FREE DESIGNS ON [WWW.PLAYWOOD.IT](http://WWW.PLAYWOOD.IT)
- DE** LADEN SIE HEREUNTER UNSER DESIGN VON [WWW.PLAYWOOD.IT](http://WWW.PLAYWOOD.IT)
- FR** TÉLÉCHARGEZ GRATUITEMENT NOTRE DESIGN SUR [WWW.PLAYWOOD.IT](http://WWW.PLAYWOOD.IT)
- ES** DESCARGUE NUESTRO DISEÑO GRATUITO DE [WWW.PLAYWOOD.IT](http://WWW.PLAYWOOD.IT)

x1  105°  
x1  150°

 15 min

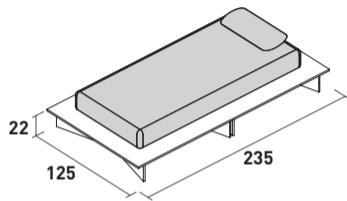
1



x1  105°  
x1  150°

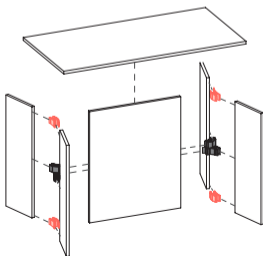
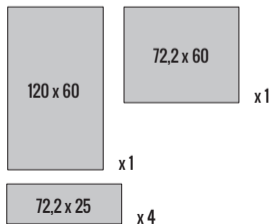
 15 min

2

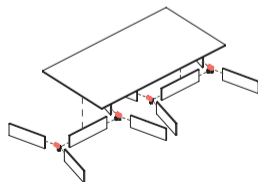
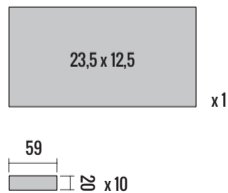


..... mesure in cm | mesure in cm | messungen in cm | mesures en cm | medidas en cm .....

## PANELS



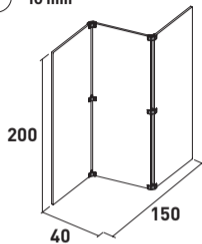
## PANELS





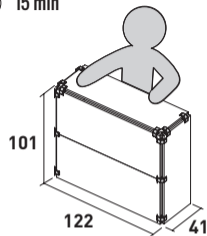


x 2  105°  10 min



7

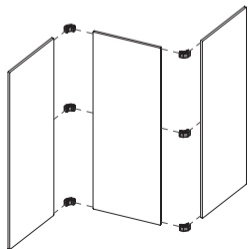
x 3  90°  15 min



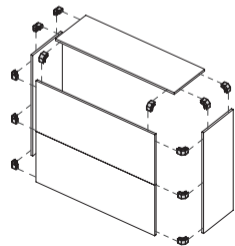
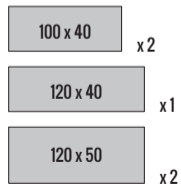
8

..... mesure in cm | mesure in cm | messungen in cm | mesures en cm | medidas en cm .....

## PANELS

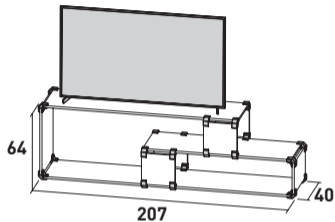


## PANELS



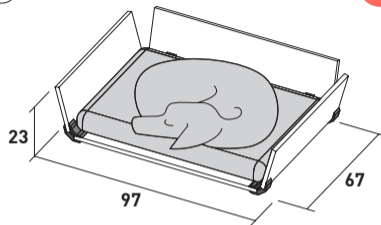
x 6  90°  30 min

9



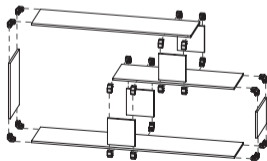
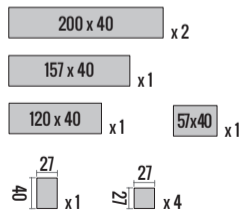
x 2  105°  10 min

10

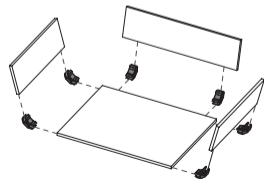
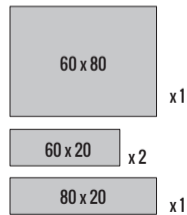


..... mesure in cm | mesure in cm | messungen in cm | mesures en cm | medidas en cm

## PANELS

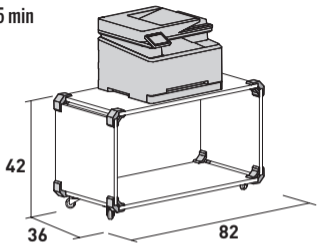


## PANELS



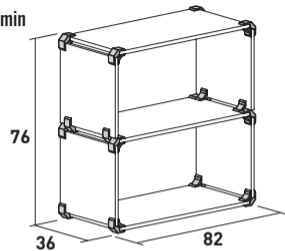


x 2  90°  15 min



11

x 4  90°  20 min



12

..... mesure in cm | mesure in cm | messungen in cm | mesures en cm | medidas en cm .....

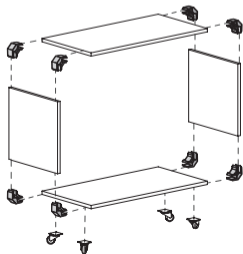
### PANELS



x 2




x 2



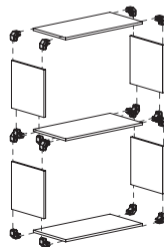
### PANELS

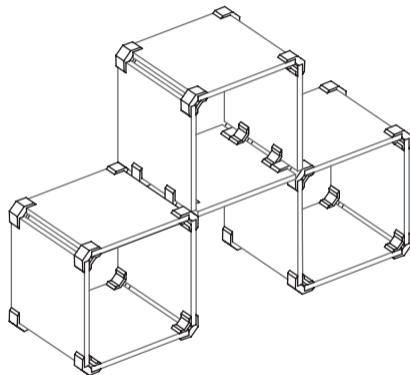
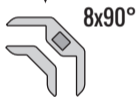
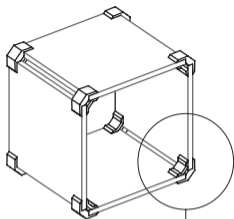
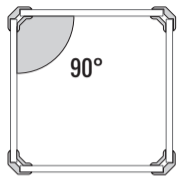


x 3



x 4





**IT** STRUTTURE CON ANGOLI A 90°

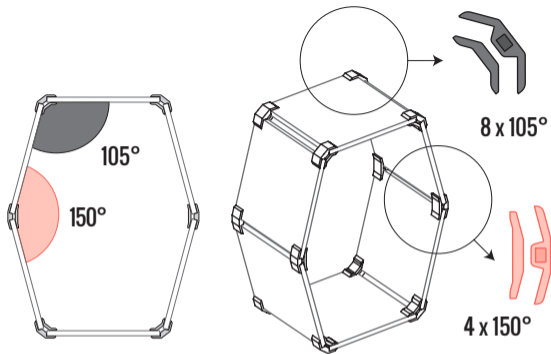
**EN** 90° DEGREES STRUCTURES

**DE** 90° GRAD STRUKTUREN

**FR** STRUCTURES AVEC DES ANGLES DE 90°

**ES** ESTRUCTURAS CON ÁNGULOS DE 90°

**SQUARE-SHAPED STRUCTURE**



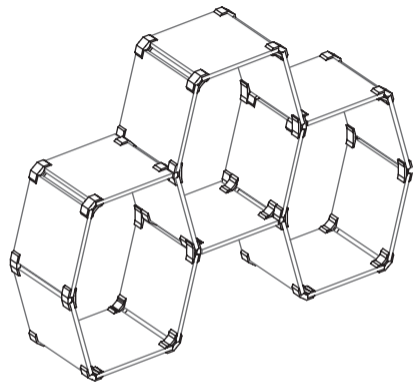
**IT** STRUTTURE CON ANGOLI A 105° E 150°

**EN** 105° AND 150° DEGREES STRUCTURES

**DE** 105° UND 150° GRAD STRUKTUREN

**FR** STRUCTURES AVEC DES ANGLES DE 105° ET 150°

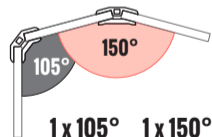
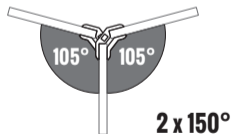
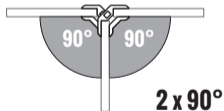
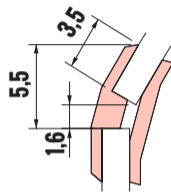
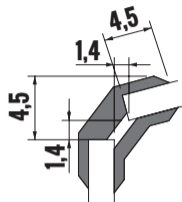
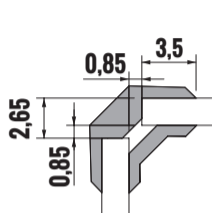
**ES** ESTRUCTURAS CON ÁNGULOS DE 105° Y 150°



**HEXAGONAL-SHAPED STRUCTURE**



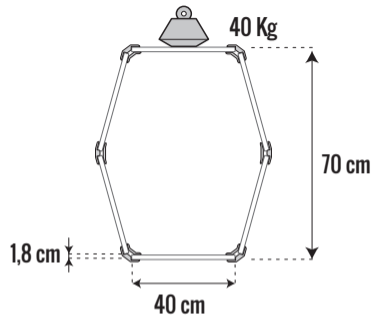
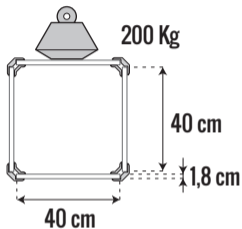
## HOW TO COMBINE THE CONNECTORS



**IT** COMBINAZIONI  
**EN** COMBINATIONS  
**DE** KOMBINATIONEN  
**FR** COMBINAISONS  
**ES** COMBINACIONES



## LOAD CAPACITY



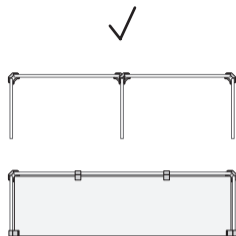
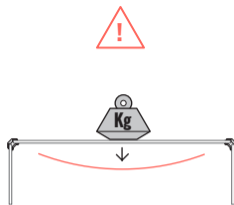
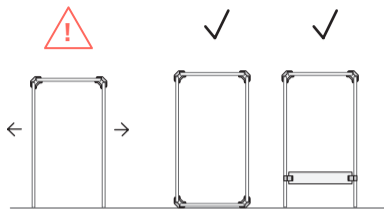
**IT** LA RESISTENZA DELLE STRUTTURE DIPENDE SIA DALLA FORMA CHE DAL MATERIALE UTILIZZATO

**EN** THE STRUCTURES' RESISTANCE DEPENDS ON THE MATERIAL USED AND THEIR SHAPE

**DE** DER WIDERSTAND DER STRUKTUREN HÄNGT VOM VERWENDETEN MATERIAL UND DEREN FORM AB

**FR** LA RÉSISTANCE DES STRUCTURES DÉPEND DE LA FORME ET DU MATÉRIEL UTILISÉ

**ES** La FUERZA DE LAS ESTRUCTURAS DEPENDE TANTO DE LA FORMA COMO DEL MATERIAL UTILIZADO



## HOW TO BUILD SAFE STRUCTURES

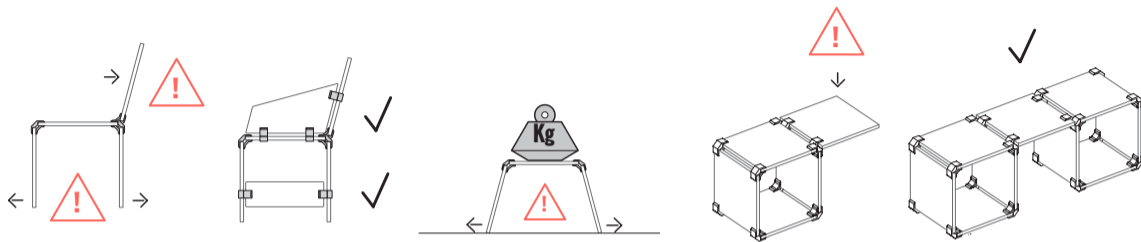
**IT** STRUTTURE APERTE ALTE PIÙ DI 50 CM POSSONO RISULTARE POCO STABILI - TAVOLE TROPPO LUNGHE POSSONO FLETTERSÌ

**EN** OPEN STRUCTURES HIGHER THAN 50 CM CAN BE UNSTABLE - TOO LONG PLANKS CAN BEND

**DE** OFFENE STRUKTUREN HÖHER ALS 50 CM KÖNNEN NICHT AUSGEGlichen WERDEN - PLATTEN ZU VIEL LANG KÖNNEN SICH BIEGEN

**FR** LES STRUCTURES OUVERTES PLUS HAUTES DE 50 CM PEUVENT RÉsULTER PAS STABLES - LES PLANCHES TROP LONGUES PEUVENT SE PLIER

**ES** LAS ESTRUCTURAS ABIERTAS DE MÀS DE 50 CM PUEDEN SER POCO ESTABLES - LAS PLACAS DEMASIADO LARGAS SE PUEDEN DOBLART



**IT** ATTENZIONE ALLE LEVE: LA STRUTTURA PUÒ COLLASSARE, SPESSO, LE STRUTTURE APERTE NON SONO SUFFICIENTEMENTE RESISTENTI

**EN** MIND THE LEVERAGES: THE STRUCTURE CAN COLLAPSE, OPEN STRUCTURES ARE OFTEN NOT RESISTANT ENOUGH

**DE** ATTENTION AUX LEVIERS: LA STRUCTURE PEUT S'ÉCROULER, SOUVENT, LES STRUCTURES OUVERTES NE SONT PAS ASSEZ RÉSIDANTES

**FR** ATTENTION AUX LEVIERS: LA STRUCTURE PEUT S'ÉCROULER, SOUVENT, LES STRUCTURES OUVERTES NE SONT PAS ASSEZ RÉSIDANTES

**ES** ATENCIÓN A LAS PALANCAS: LA ESTRUCTURA PUEDE COLAPSAR, A MENUDO, LAS ESTRUCTURAS ABIERTAS NO SON LO SUFFICIENTEMENTE RESISTENTES